the sPINner

ELIMINATE TIME-CONSUMING DEBURRING FINISHING & POLISHING

SPINNER MAGNETIC DEBURRING MACHINE

DEBURRING | POLISHING | FINISHING

- Batch deburr all your small, precision parts at once
- Magnetized pin media provides unmatched finish quality
- Deburrs where hand deburring cannot
- Great for irregular parts and small precision parts

SEND US YOUR PARTS FOR FREE TESTING. SEE THE SPINNER WORK FOR YOU!

Our deburring specialist will provide a complete report.
Includes specific media used & average deburring time.

Techniks Inc. 9930 E. 56th St. Indianapolis, IN 46236

TECHNIKS TOOL GROUP

Techniks is a proud member of Techniks Tool Group.

CNC TOOLING SOLUTIONS FROM SPINDLE TO WORKPIECE

Techniks Inc. 9930 E. 56th St. Indianapolis, IN 46236 | 800.597.3921 | www.techniksusa.com | info@techniksusa.com

SPINNER FEATURES & APPLICATION EXAMPLES

SPINNER KEY POINTS:

- Deburring is fast and media will not harm part or affect tolerances
- sPINner media lasts 3-5 years and is safe to handle during operation
- Parts separator available for high volume needs
- Does not transfer material, will not introduce new particles to your parts

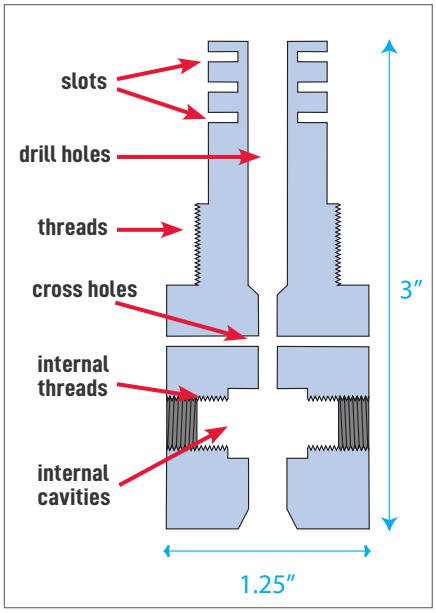

APPLICATIONS INCLUDE:

- Surface polishing
- Pre-electroplating processing
- Removing heat treat scaling
- Oxidized grease/film cleaning
- Removing rust/cleaning threads

CASE-STUDY EXAMPLES

Case 1: Aluminum Gears	
Dimensions	1 9/16" diameter x 5/16" high
Problem	Soft material, irregular shape with burrs left in multiple gear gaps and rough edges.
Deburring Time	10 minutes.

Case 2: Aluminum Cooling Fins	
Dimensions	4.75" x 2.125" x 2.75"
Problem	Soft material with long burrs left in multiple thin slits and rough edges.
Deburring Time	15 minutes.

Case 3: Stainless Steel Turned & Machined Part	
Dimensions	3/4" diameter x 1 7/16" long
Problem	Rusty compact cylinder with burrs left in multiple cross–drilled holes.
Deburring Time	20 minutes.

BEFORE **AFTER**







Call 800.597.3921 or 317.803.8000 for a fast friendly quote. • Email: info@techniksusa.com

TECHNIKS TOOL GROUP

Each sPINner includes adjustable speed & intensity controls with programmable timers for each direction.



Speed / Intensity Control with LED display

EHD-728 control shown

Programmable Timers (clockwise & counter clockwise)

Cycle Start
Cycle Stop

Power

HOW THE SPINNER WORKS

- Powerful magnet located below the sPINner body well creates a rotating magnetic field, stirring the contents within your sPINner tub
- The tumbling action of the magnetized stainless steel pin media effectively deburrs, smooths rough edges, and polishes your parts for the highest quality finish possible

OPERATION PROCEDURE

- Choose the container based on the amount and size of your parts
- Place a single layer of your parts on the bottom of the container, make sure your parts are not overlapping
- Mix water & deburring solution for a 50:1 water to solution ratio. (Add more solution for brighter, shiny parts.)
- Secure lid to container
- Enter cycle time, adjust speed / intensity, and press START (Note: cycle time, media size, and parts quantity will depend on your application.)

PARTS & MEDIA SEPARATION PROCEDURE

- Slowly drain water/solution leaving parts and media
- Place media and parts into the separation container
- Turn the spin frequency to about 1/2 power. Run machine for about 10 seconds
- Stop the machine. Your parts should be trapped in the top of the separation container. The pins will be pulled through the separation container to the bottom. (Repeat until media and parts are fully separated.)

SPINNER MACHINES AND MEDIA

MACHINES INCLUDE:

- **Deburring container**
- **PFS-747 deburring solution**
- **Media separator sieve Choose media specific to your parts. (see below)**

Machine No.	L x W x H	Tank Size L x W	Container W x H	Power Supply	Amps	Weight	Media needed for full charge
EHD-728	19" x 19" x 37"	11" x 11"	9" x 8"	220V single phase	5	160 lbs.	1 kg.
EHD-735	23" x 26" x 34"	15" x 16"	13" x 9"	220V single phase	10	220 lbs.	3 kgs.
EHD-750	29" x 30" x 36"	21" x 23"	19" x 10"	220V single phase	15	385 lbs.	4 kgs.
EHD-765	37" x 39" x 43"	29" x 26.75"	25" x 10"	220V single phase	10	516 lbs.	6 kgs.
EHD-7200	58" x 26.5" 43"	50" x 14"	32" x 12"	220V three phase	15	1,100 lbs.	-
ESS-660	18" x 18" x 26"	18" x 18"	N/A	110V/220V	15	97 lbs.	-

SPINNER MEDIA:

- SUS 304 stainless steel pins
- Hardened to HRC 30
- Magnetically treated for enhanced effectiveness

Pin No.	Dia. x Length	Pin No.	Dia. x Length	Pin No.	Dia. x Length
EHD-S1	0.2mm x 5mm	EHD-P5	0.7mm x 3mm	EHD-P10	1.2mm x 3mm
EHD-P1	0.3mm x 3mm	EHD-S5	0.7mm x 5mm	EHD-S8	1.2mm x 5mm
EHD-S2	0.3mm x 5mm	EHD-P6	0.8mm x 3mm	EHD-P42	1.2mm x 10mm
EHD-S13	0.3mm x 7mm	EHD-S6	0.8mm x 5mm	EHD-P9	1.5mm x 3mm
EHD-P2	0.4mm x 3mm	EHD-P7	1.0mm x 1mm	EHD-S9	1.5mm x 5mm
EHD-S3	0.4mm x 5mm	EHD-P8	1.0mm x 3mm	EHD-A3	1.5mm x 7mm
EHD-P3	0.5mm x 1mm	EHD-S7	1.0mm x 5mm	EHD-P43	1.5mm x 10mm
EHD-P4	0.5mm x 3mm	EHD-A1	1.0mm x 7mm	EHD-S10	2.0mm x 5mm
EHD-S4	0.5mm x 5mm	EHD-P41	1.0mm x 10mm		

USAGE TIPS:

- For hard materials and increase power - Use media 0.5mm diameter or larger
- For softer materials - Use 0.5mm diameter media or smaller
- Use 3mm length media for parts with small holes and crevices
- Always use media with diameters smaller than the holes of your parts

660 Parts &
Media Separator

PFS-747 1-gallon
PFS-7475G 5-gallon